



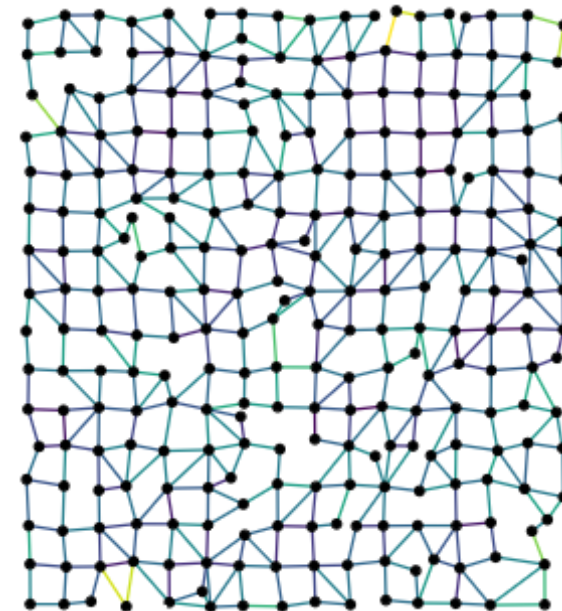

Resistance-Distance-Based Coarse Graining of Flow Networks via Gradient-Based Conductivity Estimation

Iván Colecchio

Yousra Housini

Benoît Noetinger

IFP Energies Nouvelles (IFPEN)



Context

Karst systems : Very heterogeneous natural underground pipes at multiple scales

ERC Synergy Karst project: predict flow and transport in complex karstic systems in regard with extreme rain or drought events

WP1 Conduit scale

WP2 Constructing the network

WP3 Flow & transport net scale

WP4 Case studies and Speleogenesis

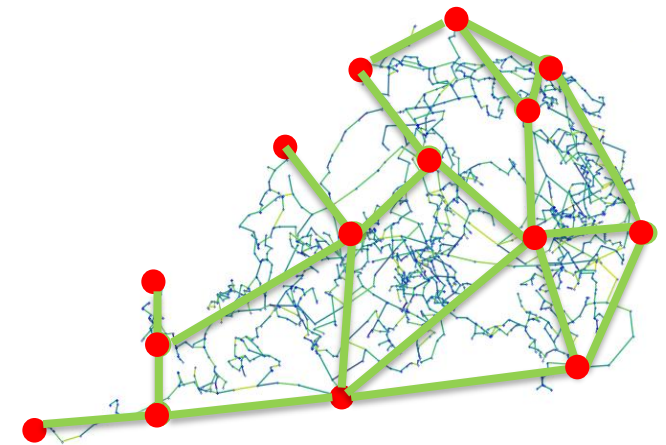


European Research Council
Established by the European Commission



Motivation

- Large flow networks are computationally demanding to simulate in detail.
- Simplifying the network topology reduces cost but may misrepresent how flow is distributed through the system.
- The main challenge is to **preserve the hydraulic response** after coarsening.
- This requires defining **effective conductances** on the coarse edges that are **physically consistent** with the fine-scale structure.



Global Upscaling of Flow Networks

Develop a framework for global upscaling of heterogeneous flow networks.

Unlike local averaging approaches, global upscaling aims to retain the influence of the entire network on coarse-scale flow behavior

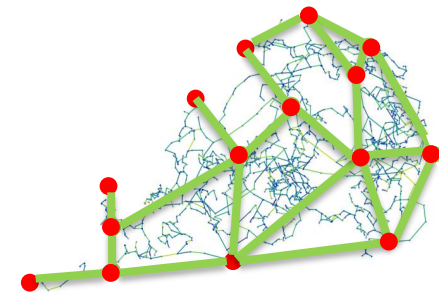
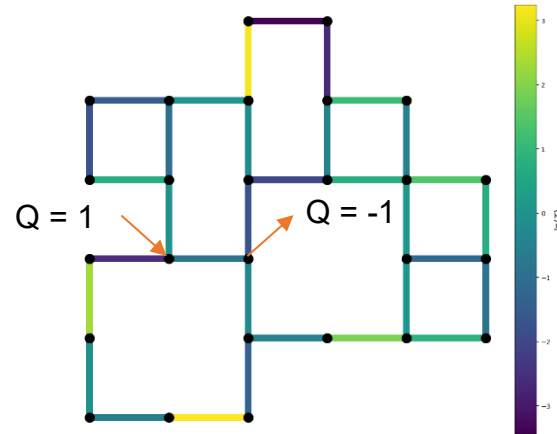
Edge Resistance Distance

$$Q_{ij} = T_{ij}(P_j - P_i)$$

For unit flow:

$$R_{ij} = P_j - P_i$$

$$R_{ij} \neq 1/T_{ij}$$



Recover effective coarse-scale conductance consistent with fine-scale flow and resistance responses.



Computation of conductances at the coarse network

Find coarse conductivities \mathbf{T} such that the coarse network reproduces target fine-scale resistance responses.

$$\Phi(T) = \sum_{\text{edges } ij} \left(R_{ij}^{\text{given}} - R_{ij}(\{T_{kl}\}) \right)^2$$

Gauss–Newton optimization

conductance update:

$$r_{ij} = R_{ij}(T_{kl}) - R_{ij}^{\text{given}}$$

$$\mathbf{J}^\top \mathbf{J} \cdot \delta \mathbf{T} = -\mathbf{J}^\top \mathbf{r}$$

$$T^{n+1} = T^n + \delta T$$

with Jacobian

$$J_{ij,kl} = \frac{\partial R_{ij}}{\partial T_{kl}}$$

To solve this nonlinear inverse problem, we use a Gauss–Newton iterative scheme. At each iteration, the conductances T_{kl} are updated from a linearization of the resistance responses.



Derivation of sensitivities

Resistance distance as an energy minimization

For a unit dipole between nodes i and j , define the energy functional

$$E_{ij}(\mathbf{P}) = \frac{1}{2} \mathbf{P}^\top \cdot \mathbf{L} \cdot \mathbf{P} - (P_i - P_j)$$

The physical dipole solution minimizes this functional:

$$\min_{\mathbf{P}} E_{ij}(\mathbf{P}) = -\frac{1}{2} R_{ij}$$

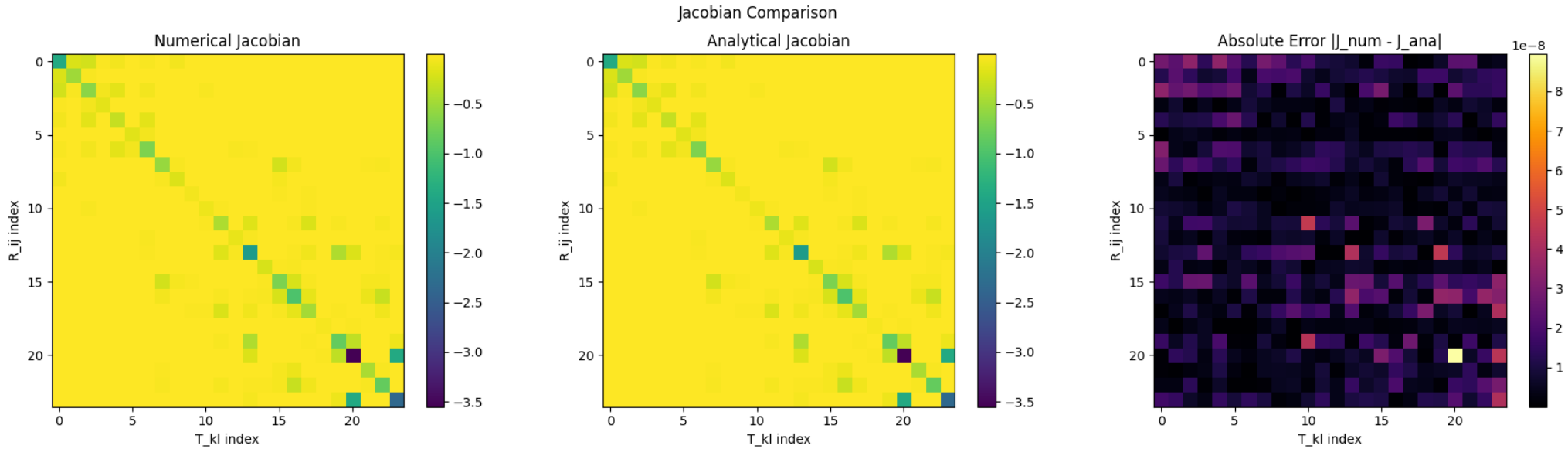

Using the variational formulation:

$$J_{ij,kl} = \frac{\partial R_{ij}}{\partial T_{kl}} = - (P_{ij,k}^* - P_{ij,l}^*)^2$$

Derivatives are obtained during the computation of R_{ij} **without any additional cost**



Jacobian Comparison: Numerical vs Analytical

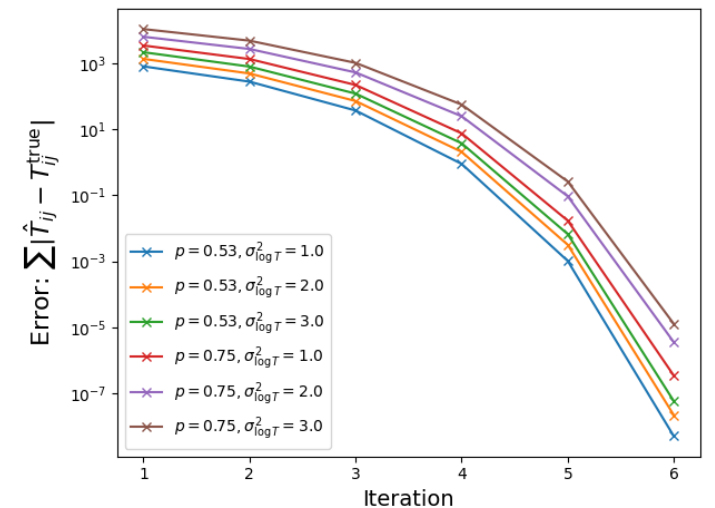
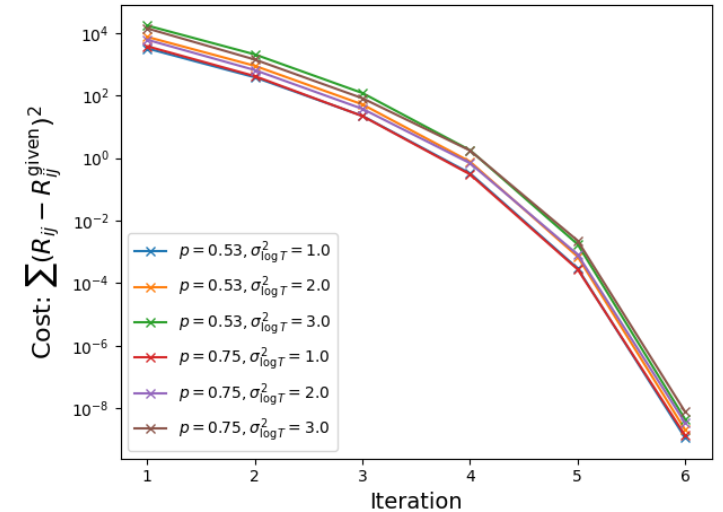
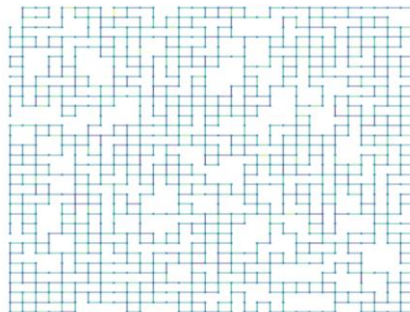


These results were obtained on a small percolation network generated with edge
weights T_{ij} drawn from a lognormal distribution of geometric mean 1 and logarithmic
variance 1, with occupation probability $p = 1$ on a domain of size $N_x = N_y = 4$.



Conductances from Resistance distance: Validation

- Edge conductances T_{true} are drawn from a lognormal distribution, on percolation networks
- Using these values, the corresponding resistance distances R_{given} are computed
- The Gauss-Newton algorithm is then used to iteratively minimize the cost function.
- Finally, we verify that the recovered conductances T_{ij} match the original T_{true}



Conclusions

The method provides an **efficient way to recover effective conductances** from the coarse resistance structure through **Gauss–Newton optimization**.

Perspectives / Open questions

How can coarse regions and connections be defined to capture bottlenecks and long-range flow organization?

How to **quantitatively assess** whether the coarse network truly reproduces the fine-scale flow?




Thanks!



Coarsening procedure

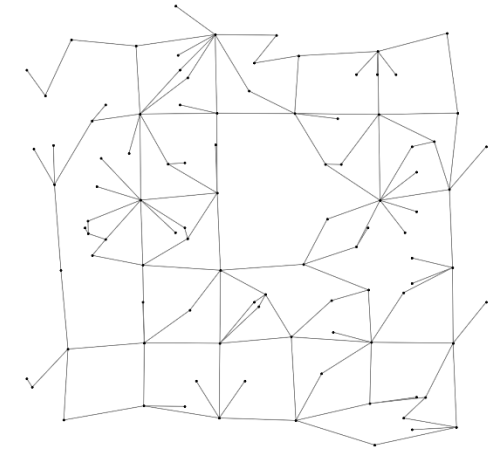
- Start with Backbone Random Resistor Network
- Partitioning: define set of nodes to be grouped and edges in the coarse network



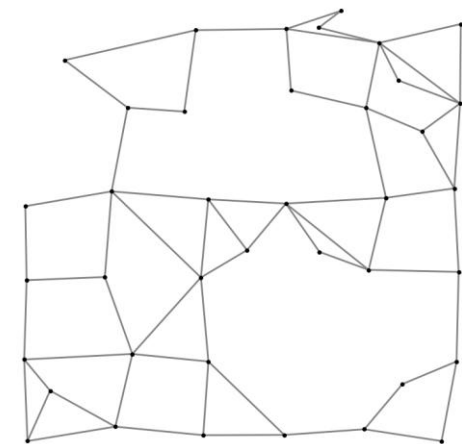
Geometrical:

λ_c

Disconnected Coarse Network



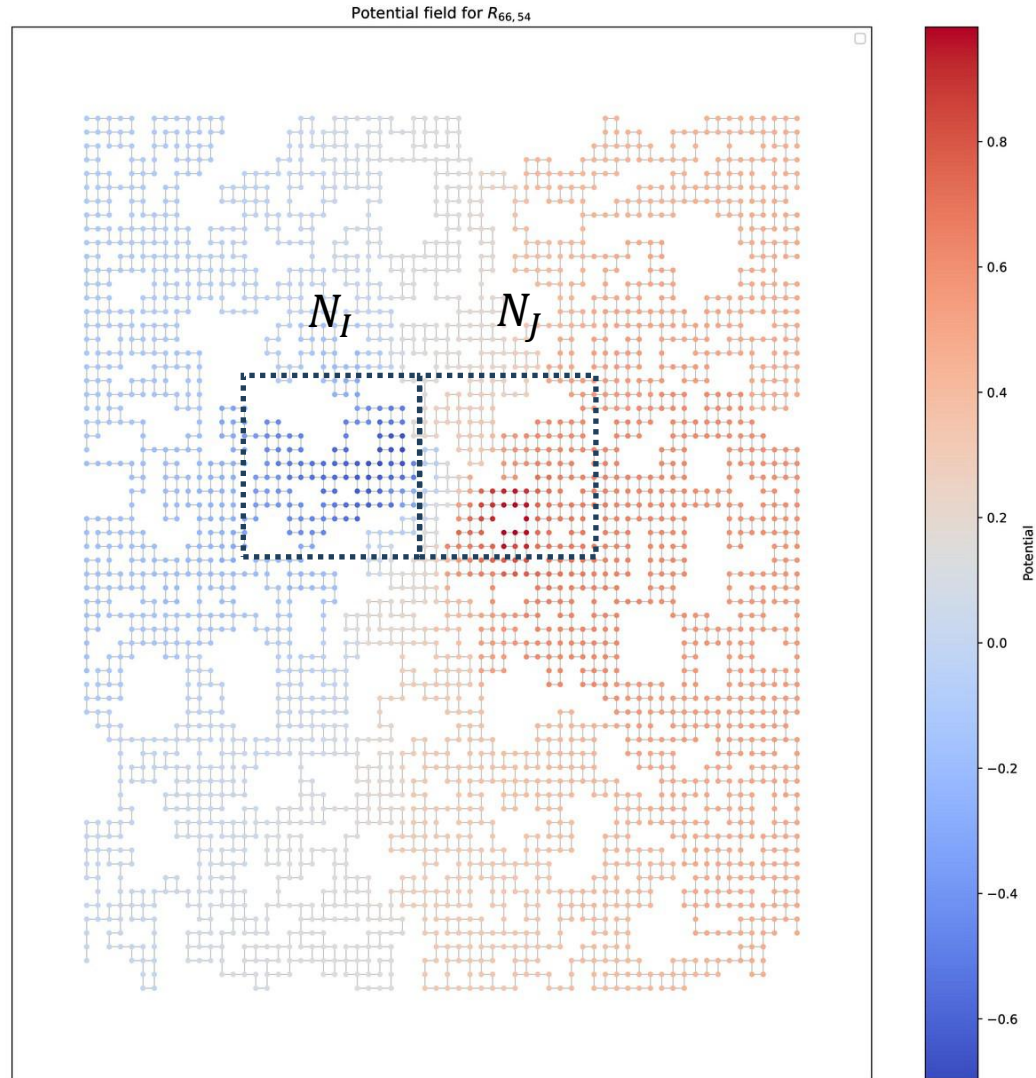
Connected Coarse Network



Does a physically consistent set of conductivities exist for any given resistance distance definition?



2) Computation of Effective Resistance Distances



- Option 1: Lagrange multipliers to avoid large potential gradients

$$R_{IJ} = \left(\frac{1}{N_I} \mathbf{1}_I - \frac{1}{N_J} \mathbf{1}_J \right)^\top \cdot \mathbf{L}^\dagger \cdot \left(\frac{1}{N_I} \mathbf{1}_I - \frac{1}{N_J} \mathbf{1}_J \right)$$

Inject an unit of flow at nodes in N_I **uniformly**

Extract an unit of flow at nodes in N_J **uniformly**

- Effective Graph Resistance

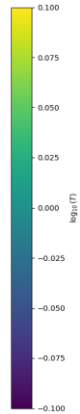

$$R_{\text{eff}}(A, B) = \frac{1}{|A||B|} \sum_{i \in A} \sum_{j \in B} R_{\text{eff}}(i, j)$$

Compute the Resistance distance between all pair of nodes I and J

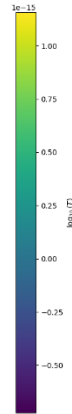



Tests on Homogeneous Networks

Fine scale
Homogeneous Network

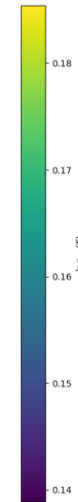



$$\lambda_c = 1$$

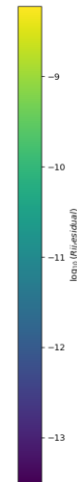

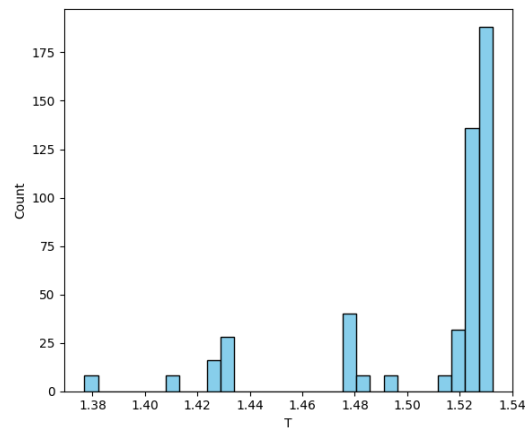


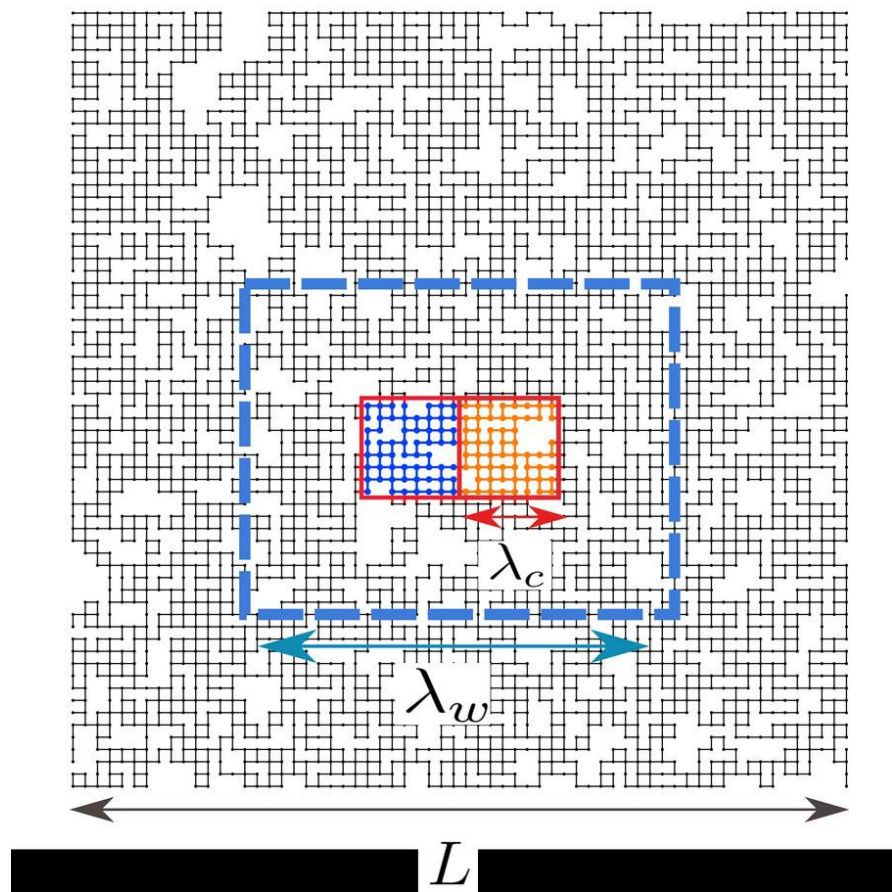
$$\lambda_c = 2$$

Homogeneous but
Conductivity $T \neq 1$



$$\lambda_c = 2$$





A faithful coarse-graining should therefore preserve the low-frequency eigenmodes of the fine network

$$S_k = \frac{\mathbf{v}_k^{\text{fine} \rightarrow \text{coarse}} \cdot \mathbf{v}_k^{\text{coarse}}}{\|\mathbf{v}_k^{\text{fine} \rightarrow \text{coarse}}\| \|\mathbf{v}_k^{\text{coarse}}\|},$$

